

S.A.M. Trade Metatrader 4 (MT4) Starter Guide for Mac OS

Table of Contents

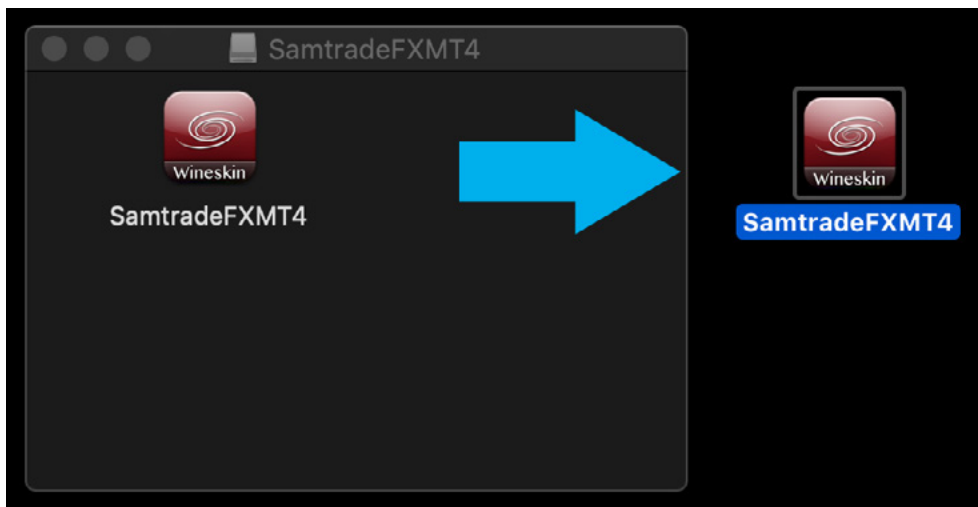
Installation	3
Metatrader 4 Overview.....	8
Change Language	9
Open Demo Account	10
Login to Demo Account	15
Login to Live Account	17

Installation

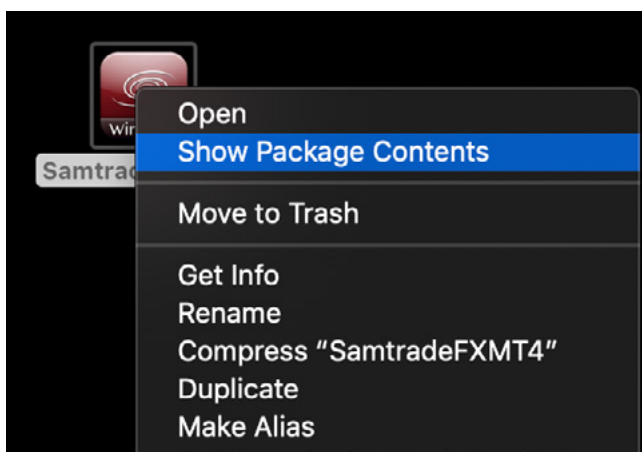
1. Download S.A.M. Trade's MetaTrader 4 Client Terminal platform from S.A.M. Trade website or by clicking the link below:

[Download MetaTrader 4 for Mac OS](#)

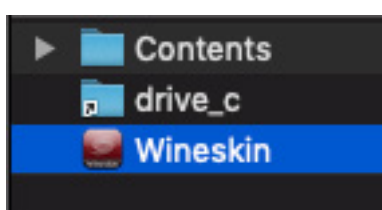
2. Double Click on the **SamtradeFXMT4.dmg** file.
3. Drag the installer to desktop.



4. Right click and select "**Show Package Content**"

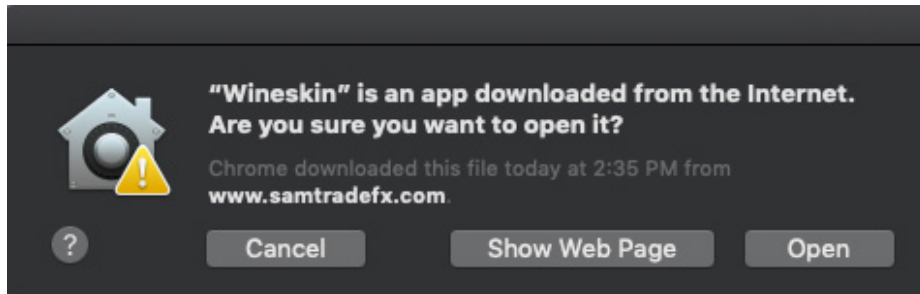


5. Double click on the "**Wineskin**" application to run it.



Installation

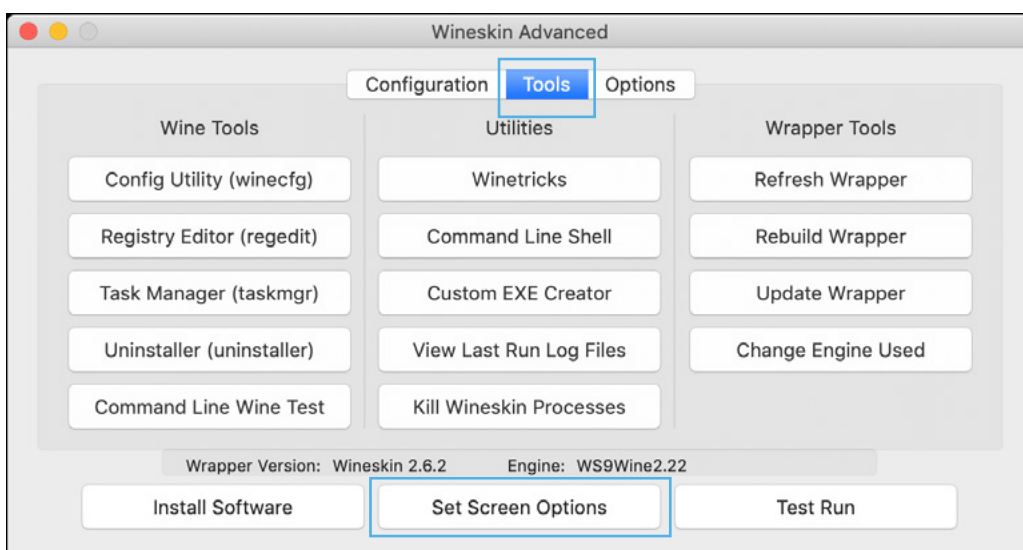
6. Select **“Open”** when prompted.



7. Double click on the WineSkin Icon and select **“Advanced”**

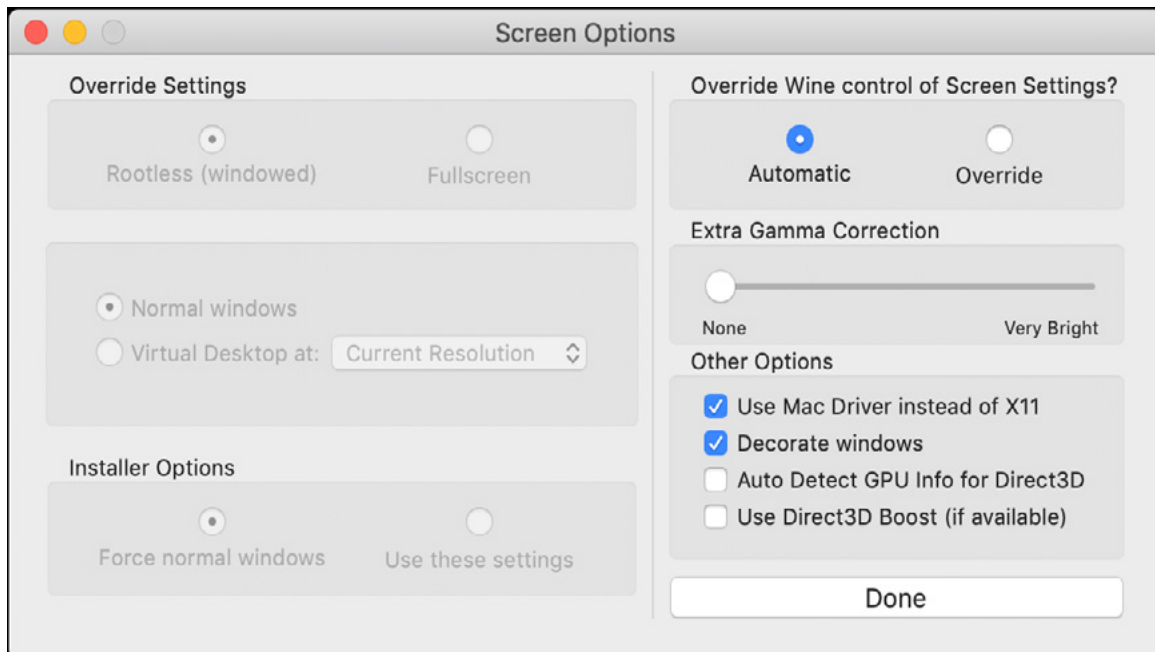


8. Go to **“Tools”** tab and select **“Set Screen Options”**

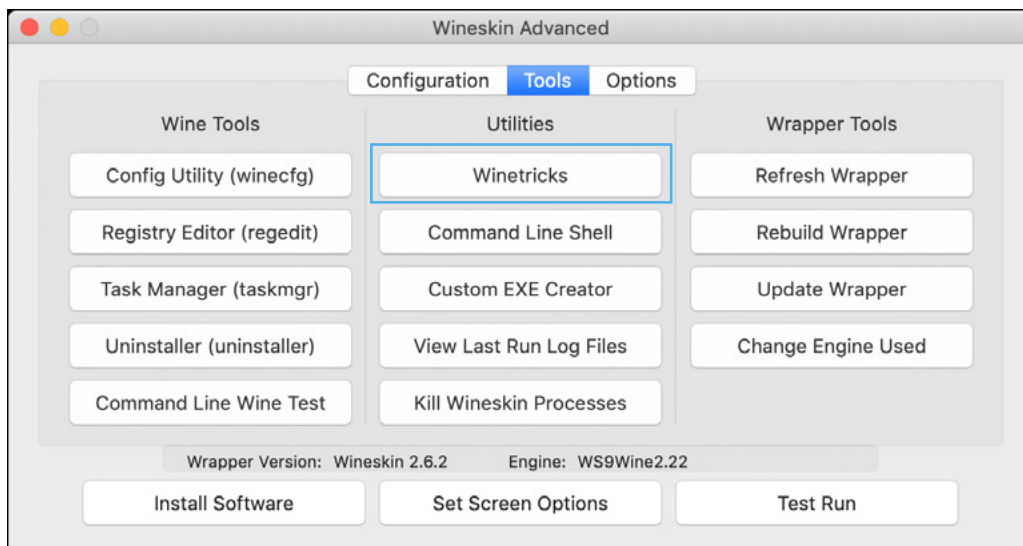


Installation

9. Under “**Other Options**”, select “**Use Mac Driver instead of X11**” and “**Decorate windows**”. Deselect “**Auto Detect GPU Info for Direct3D**” and click “**Done**”.

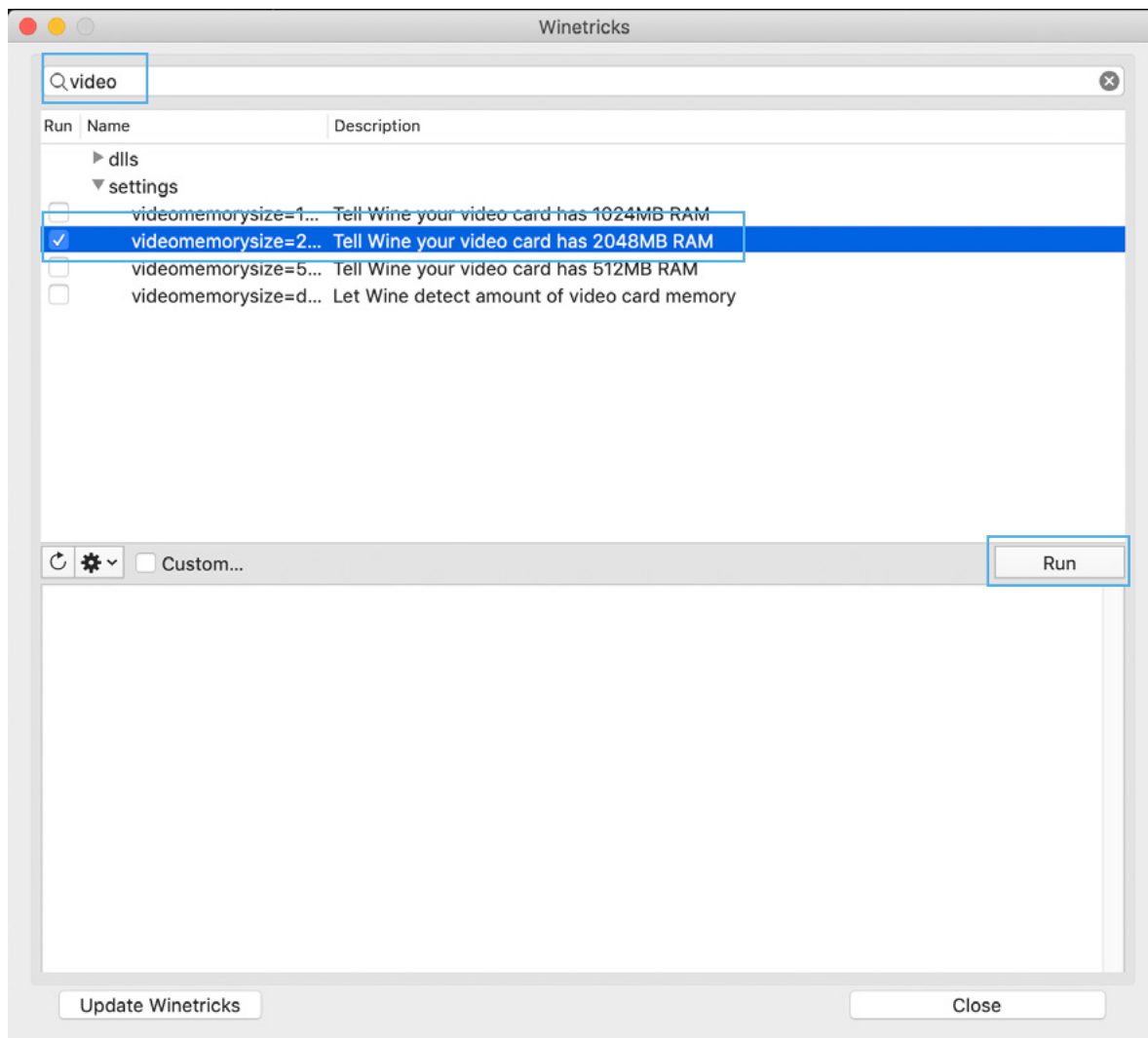


10. Select “**Winetricks**” under **Utilities**.



Installation

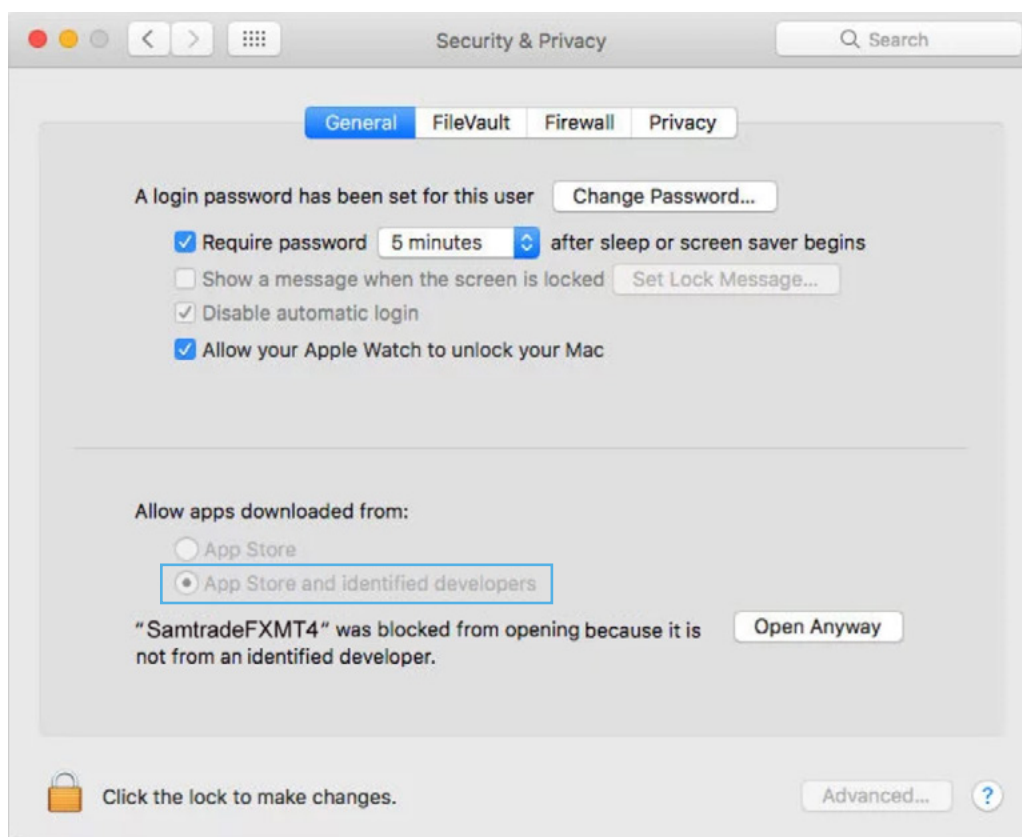
11. Search for “**video**” and expand the “**settings**” configuration. Select “**videomemorysize=2048**” and click **Run**.



Installation

12. Once completed, click “Close”.
13. Close the Wineskin Advanced window.
14. Now double click on the **SamtradeFXMT4 icon** on your desktop and the SamtradeFXMT4 will be installed.

Do note that you may need to change your Security settings under the “**Security & Privacy**” system preference to allow the installation.



Metatrader 4 (MT4) Overview

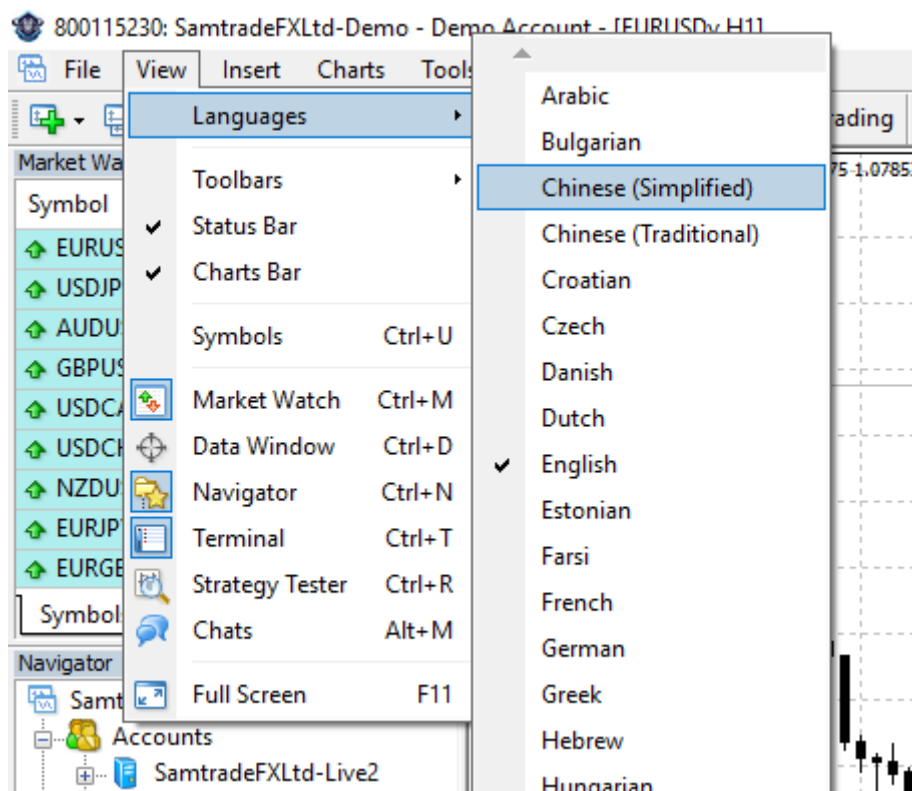
Here is the overview of what the MT4 platform look like.

- **Main menu** (access to the program menu and settings).
- **Toolbars** (quick access to the program features and settings)
- **Market Watch** window (real-time quotes for the specified instruments).
- **Navigator** window (quick access to all your accounts, indicators, expert advisors)
- **Terminal** window (quick access to the trading and account history, list of open positions and placed orders, client terminal log-file and internal mailbox).

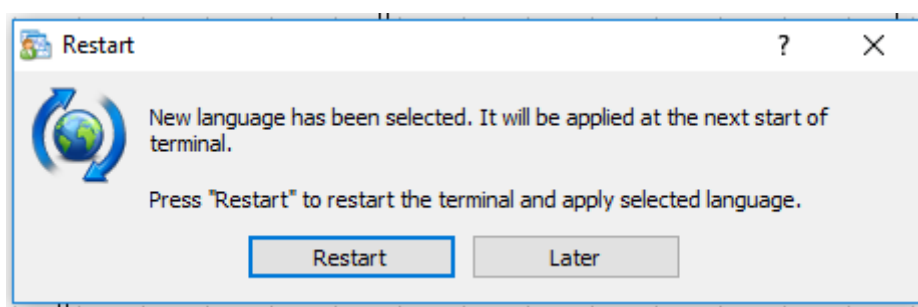


Change Language

- You can change the language of the MT4 platform by clicking on **View → Languages → Select the language you want**

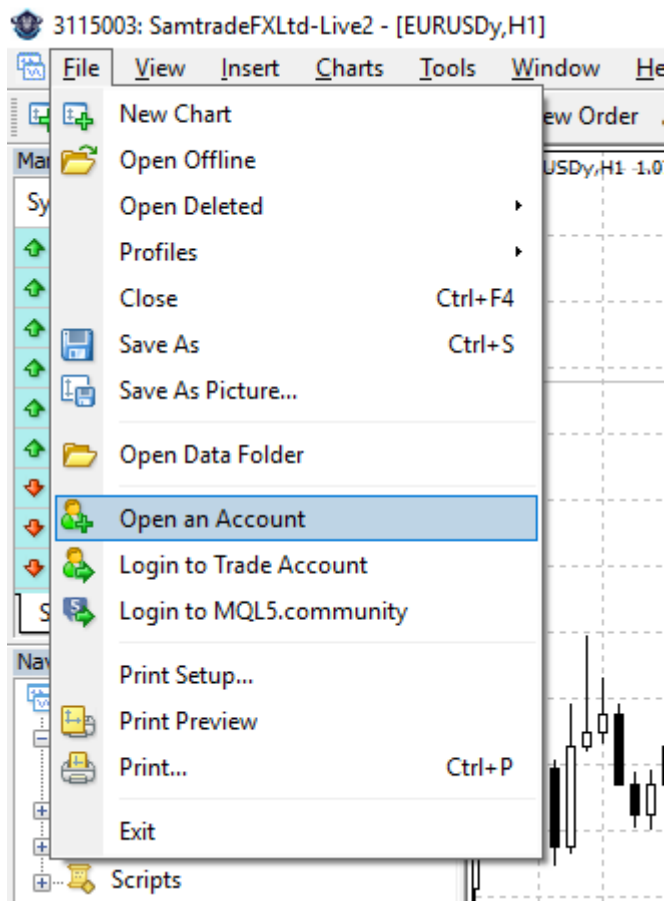


- Press **Restart** to apply the selected language



Open Demo Account

- Client is able to create a Demo Account by clicking on **File → Open an Account**






Open Demo Account

- Select **Samtrade-Demo** server and click **Next**.

Trading Servers

Select a more suitable trading server:

Address	Company	Ping
 Samtrade-Demo	Samtrade FX Ltd	167.43 ms
 Samtrade-Live	Samtrade FX Ltd	164.71 ms
 add new broker like "BrokerName" or address mt.company.com:443		



Scan

Next >

Cancel

Open Demo Account

- Select **New demo account** server and click **Next**.

Open an Account
?
X

Select account type
To start working an account is required:

To start working, you need a valid trade account. If you don't have it, you can create a demo or real account by selecting the corresponding option below and pressing "Next":

☐ Existing trade account

Login:

Password: ☒ Save password

Server: Samtrade-Demo

☒ **New demo account**

☐ New real account

< Back
Next >
Cancel

Open Demo Account

- Fill in the required information
- Check the box “**I agree to subscribe to your newsletters**” and click **Next**.

Open an Account
?
X

Personal details
To open an account, please fill out all the following fields:

Name:

E-Mail:

Phone:

Account type:

Deposit:

Leverage:

☒ I agree to subscribe to your newsletters

Open Demo Account

- You will receive your **login and password** to trade on our demo account
- Click **Finish** to gain access to your demo account.
- Your demo account platform will start up and displays the main trading window.

Open an Account
?
X

Registration
Wait a little, please

Name: Your Name
Account Type: demoWL_ST (1:100)
Deposit: 100000
Server: Samtrade-Demo

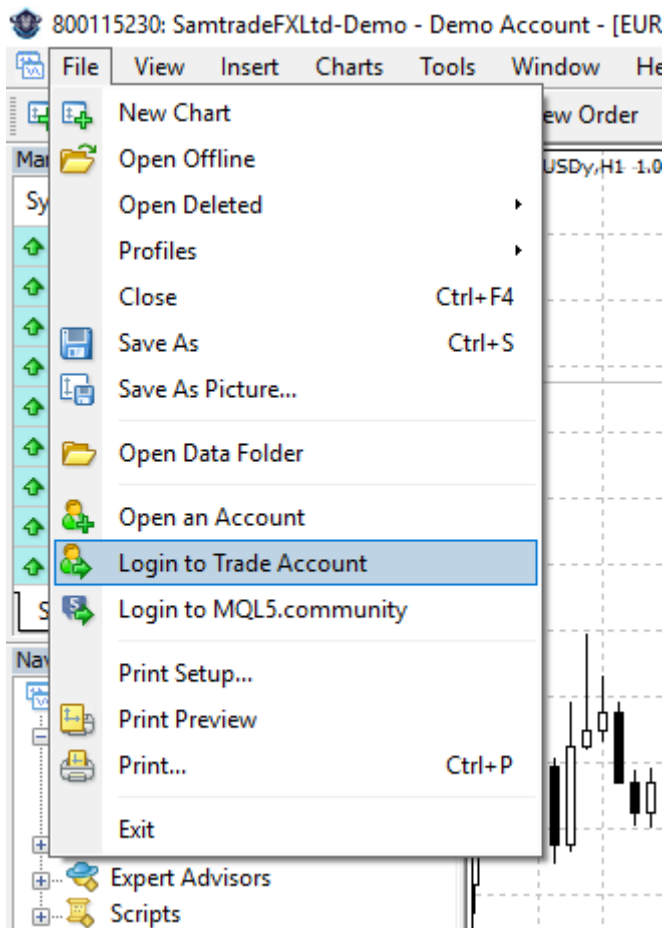
Login: **232424**
Password: **4solpru**
Investor: **ub8sgur** (read only password)
Please keep your username and passwords in a safe place.

< Back
Finish
Cancel

Login to Demo Account

- To login to your demo MT4 Account, click on

File → Login to Trade Account.




Login to Demo Account

- Key in your MT4 **Login ID** and **Password** that was provided to you.
- Select Server “**Samtrade-Demo**”
- Click on “**Login**” to login to your account.

Happy Trading!

Samtrade MetaTrader 4 Terminal ? X



Authorization allows to get access to the trade account

Login:

Password:

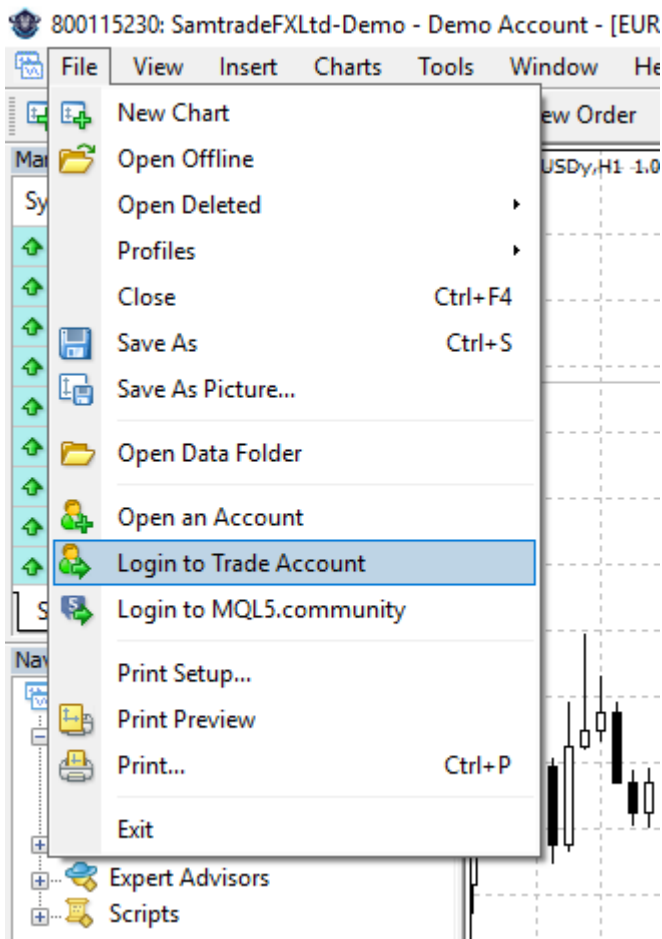
Server:

☒ Save account information

Login to Live Account

- To login to your Live MT4 Account, click on

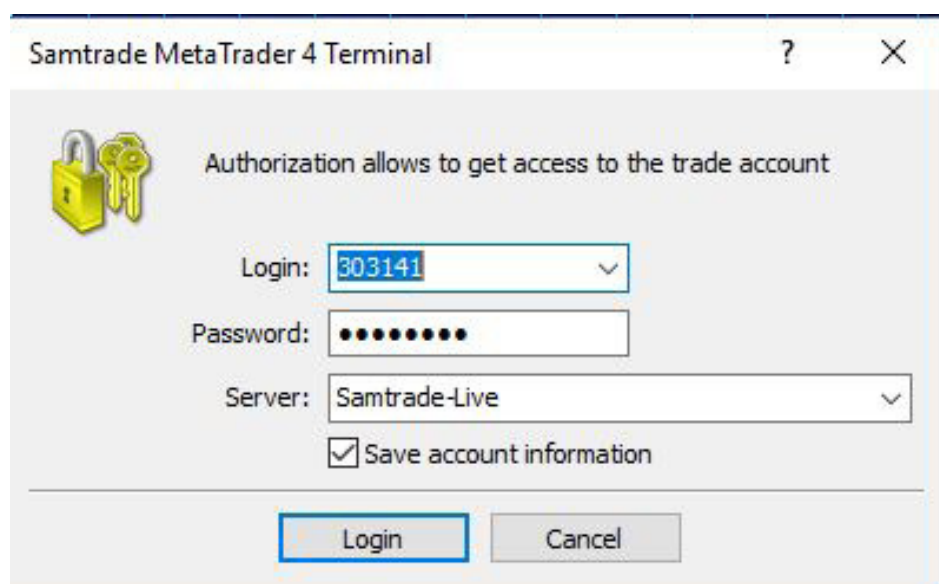
File → Login to Trade Account.



Login to Live Account

- Key in your MT4 **Login ID** and **Password** that was provided to you.
- Select Server “**Samtrade-Live**”
- Click on “**Login**” to login to your account.

Happy Trading!



Samtrade MetaTrader 4 Terminal

Authorization allows to get access to the trade account

Login: 303141

Password: ••••••••

Server: Samtrade-Live

☒ Save account information

Login Cancel